



R. Grech & Son Ltd.

Importers & Distributors

Tools, Industrial Supplies & Household Appliances

EXCLUSIVELY FROM R. GRECH & SON LTD. WE PRESENT TO YOU THE AFFORDABLE AND PORTABLE EDGE BANDING MACHINE THAT CAN DO WHAT NO OTHER STATIONARY MACHINE CAN SWIFTLY AND EASILY



The portable edge bander is an extremely flexible and easy to use machine ideal for on-site repairs or custom specialty banding. It can perfectly bond wooden profiles of any shape with different kind of banding including wood veneer, vinyl (PVC/ABS) or melamine paper.

The machine is a manually operated woodworking machine developed for wooden furniture manufacturers to allow the customer to be both flexible and profitable. It allows one to work quickly and simply at an affordable price and with reliable quality.

Being a multi-functional machine, it can adapt to a variety of materials and sizes to provide a straight edge inside the arc, outside the arc, with curves and with circles.

Suitable for all types of edge band, such as melamine banding, wooden veneer banding and plastic (PVC or ABS) self-adhesive banding etc...

Safe and reliable: All the electronic components pass CE and UL / CSA certification standards. The machine has been CE approved and designed to withstand the stress of everyday use to provide trouble-free reliable performance.


Temperature control automatically controls heat to reach set temperatures. Speed control can adjust banding speed to work at your pace.

Specifications

Thickness Of Edge Banding (mm)	0.3 - 3.0
Width Of Edge Banding (mm)	10 - 55
Hot Melt Adhesive Pot Volume (ml)	320
Pre Heating Time (minutes)	5 - 7
Feeding Speed (m/min)	2 - 6
Total Power Usage (Watts)	645
Weight (Kg)	9.2

The Set includes: Edge Banding Machine, Stationary Table Stand, 2pcs. Suction Cup Stands, Electric Edge Trimmer, 2pcs. Manual Edge Cutters / Trimmers, Tape Rule, Scissors, Tool Set And Metal Carry Case.

PHONE US TO MAKE AN APPOINTMENT FOR A FREE DEMONSTRATION



Temperature Control



Speed Control



Full Sets of Edge Bander

R. Grech & Son Ltd. 64B, Mannarino Road, Birkirkara, BKR08, Malta
Tel: (+356) 2144 2026 - Fax: (+356) 2144 2062 - E-mail: rgsl@onvol.net - www.rgrechandson.com

Directors: R. Grech M. Grech
VAT No. - MT16879828 Co. Reg. - C32355



ADJUSTABLE HEIGHT RANGE IS FROM 24 INCHES TO 40 INCHES

As a substitution for the conventional scaffolding and long ladder, the Stilts is applied in work high above the ground in indoor&outdoor decoration as well as installation and opening repairs, including suspended ceiling construction, ceiling circuit arrangement, fruit plucking, branches trimming and insects eliminating, etc. Stepping on the Stilts, the operator can walk, stand and work freely at ease indoor or outdoor while no assistant personnel and other facilities are needed, the work efficiency, consequently, is remarkably enhanced. The newly-developed Stilts is designated to imitate the movement features of the lower part of human body in line with the principle of human body bionics, which enables you feel like walking at ease with your own feet on the ground without any inconvenience at all, and offers a higher and broader space within your reach. It's easy usage, convenient operation, innovative design and nice appearance





16' Drywall panel Lifter

**Lifts up to 150Lbs., Extends to 16'
Folding Tripod Base
Will handle up to 4'x16' Panels
Hoist and Tilting Action
Transports and dis-assembles easily**



Anti-Flip Pole Sander

**with 4 foot Aluminum handle , Powder Coated
One of the best Sanders on the Market
This Sander is preferred by professional Tapers and
Painters**

1. Anti-flip

**This Sander is especially designed to prevent the
Sander from flipping over and damage your Walls
and Ceilings**

2. Just press and release



**Quick change of Sandpaper with Spring loaded
Clamps**

**2 heavy duty Springs on each end to prevent the
Sandpaper from shifting around**


3. Works better in tight corners

**Increased angle range for tight corners, in Closets
etc.**


Heavy Duty Keyed Chucks

	Art.No	Capacity		Mount	Kg	Remarks
		mm	Inch			
	SANCHK10X3/8	1.0-10	1/32-3/8	3/8-24UNF	0.165	Heavy Duty Keyed Chuck
	SANCHK10X1/2	1.0-10	1/32-3/8	1/2-20UNF	0.165	Made From Special Heat Treated
	SANCHK13X3/8	1.0-13	1/32-1/2	3/8-24UNF	0.435	Bearing Steel
SANCHK13X1/2	1.0-13	1/32-1/2	1/2-20UNF	0.435		
	Art.No	Capacity		Mount	Kg	Remark
		mm	Inch			
SANCHK16X1/2	3.0-16	1/8-5/8	1/2-20UNF	0.502	Heavy Duty Keyed Chuck Made From Special Heat Treated Bearing Steel	

Locking Keyless Chucks

	Art.No	Capacity		Mount	Kg	Registered Patent
		mm	Inch			
	SANKLCHK13X3/8	2 - 13	1/16-1/2	3/8-24UNF	0.315	Keyless Chuck With Special Locking System
SANKLCHK13X1/2	2 - 13	1/16-1/2	1/2-20UNF	315		

Keys

	Art.No	Capacity	Remarks
	SANKEY10	For 10mm Chucks	Nickle Plated
	SANKEY13	For 13mm Chucks	
	SANKEY16	For 16mm Chucks	